



Multiples of ____

Players 2

Game can be adapted to play individually

Materials

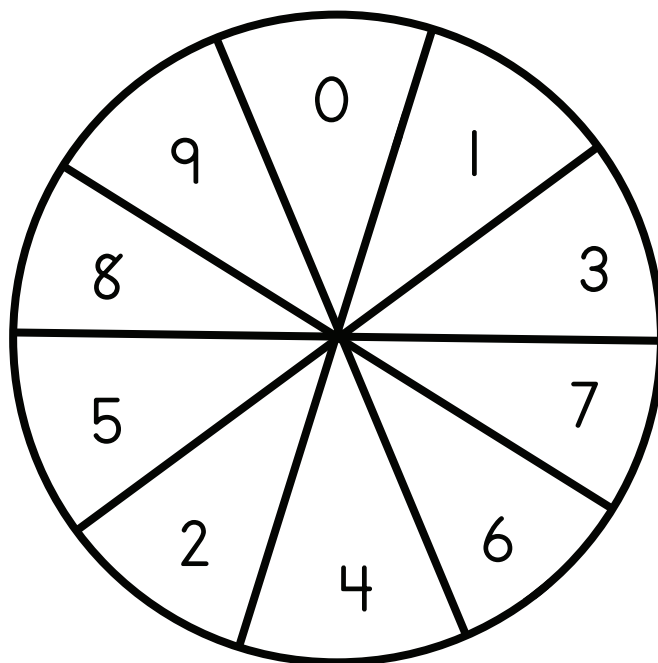
- Choose one Multiples of ____ game board (game board masters for factors 2-9 are provided)
- 13 colored counters for each player
- Paper clip and pencil to use as a “spinner”

How to play

1. Player one spins to create a multiplication problem. For example, if the Multiples of 4 game board is used and player one spins a 5, then player one creates the problem 4×5 or 5×4 .
2. Player one states the number sentence and places a counter on the product.
3. The next player spins, states the problem, and places a counter on the product.
4. Players take turns until one player has 3 counters in a row horizontally, vertically, or diagonally.

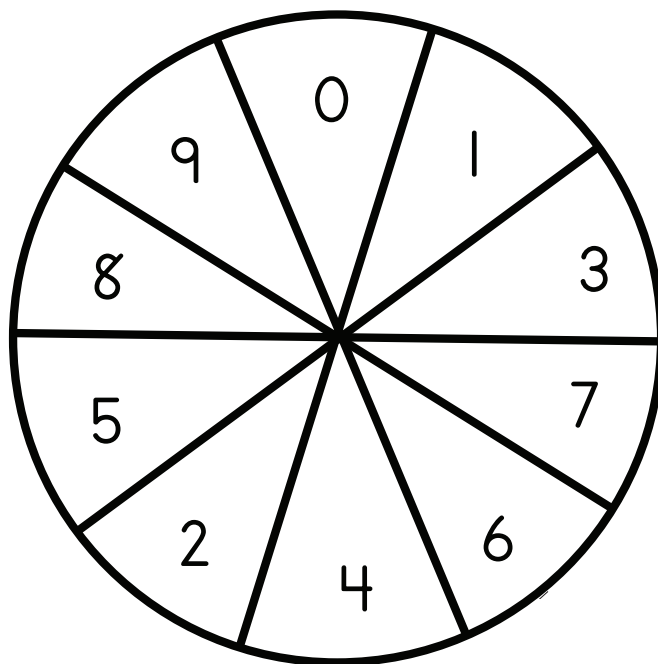
Multiples of 2

10	14	8	6	12
18	2	16	12	18
12	8	4	10	14
4	18	6	0	16
2	16	14	8	6



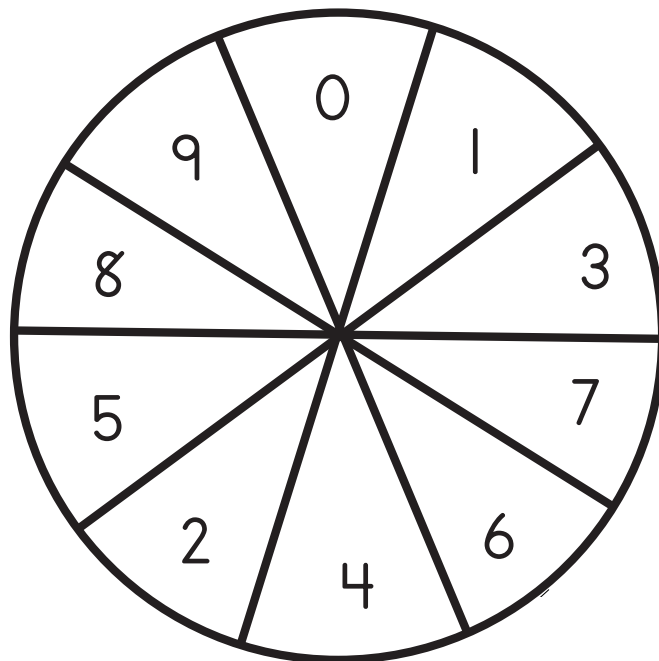
Multiples of 3

12	21	15	24	9
27	0	6	18	27
21	24	9	15	12
9	18	27	3	24
15	6	12	21	18



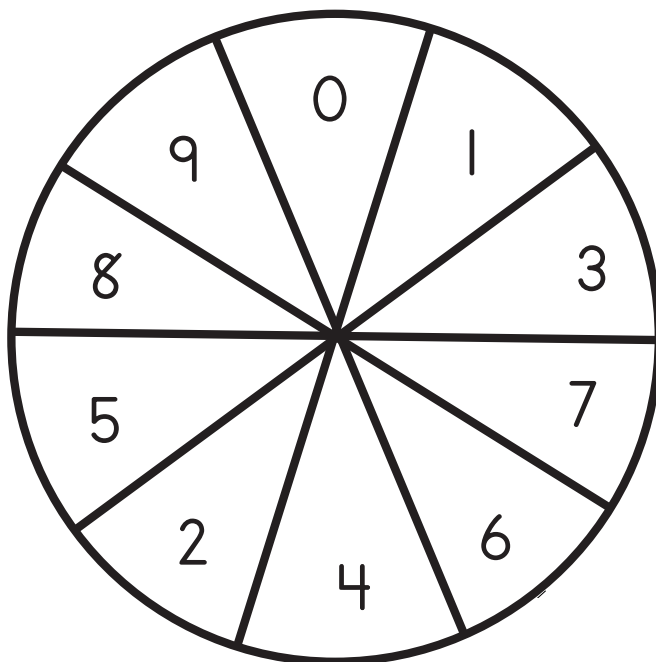
Multiples of 4

24	16	12	32	20
32	4	36	24	28
20	28	16	8	12
36	8	32	0	24
12	28	20	36	16



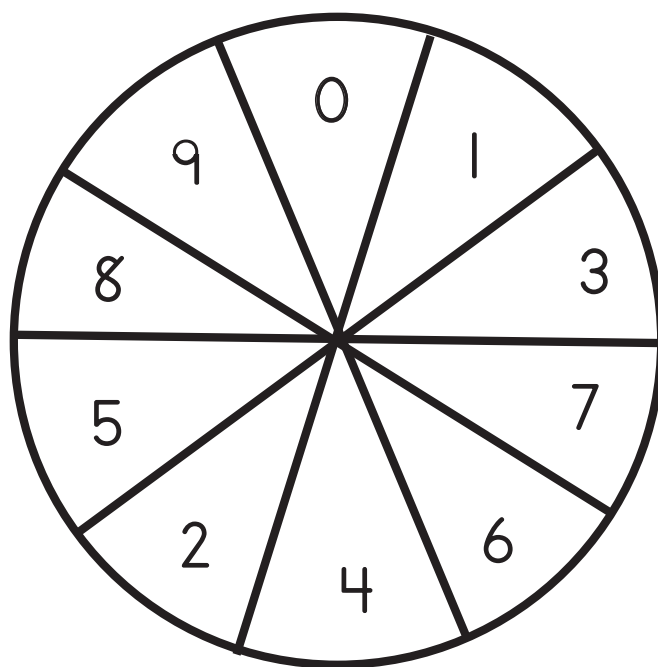
Multiples of 5

35	15	30	0	25
10	40	5	35	45
25	45	20	40	15
30	10	45	20	40
20	35	15	30	25



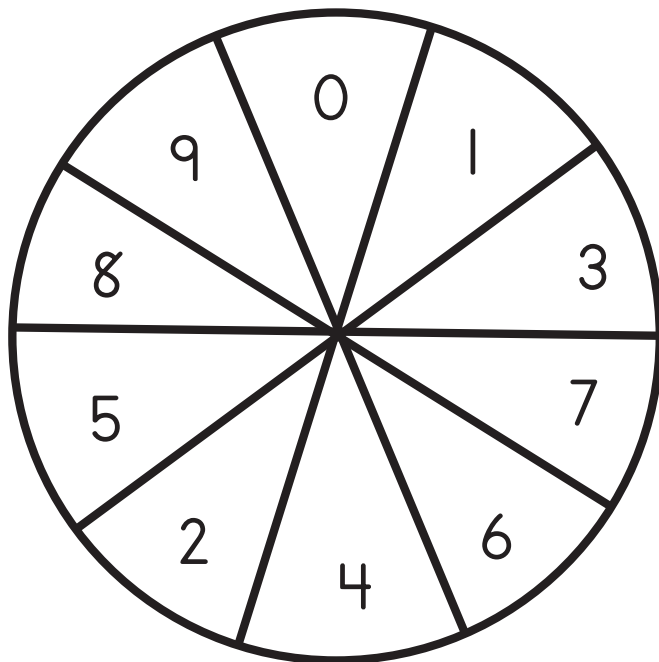
Multiples of 6

24	36	48	18	30
54	0	12	36	42
48	24	30	54	18
36	54	6	42	24
18	42	48	30	12



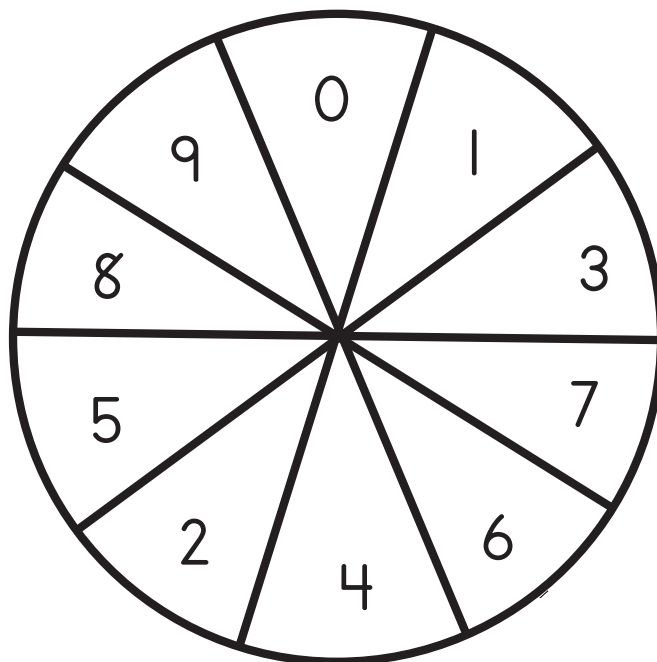
Multiples of 7

42	14	21	35	63
0	56	7	28	49
28	21	49	14	35
35	42	56	63	28
63	49	21	56	42



Multiples of 8

40	8	64	48	32
56	72	24	64	40
48	32	24	0	56
72	56	16	40	64
16	48	32	72	24



Multiples of 9

27	54	72	18	36
63	72	18	45	81
54	36	45	72	0
9	81	63	36	54
45	27	81	18	63

